

Airport Bus (Limousine Bus) User's Guide

Airport buses from the Kansai International Airport departs from the International Arrival Lobby on the first floor.
 Tickets for buses can be purchased from vending machines located near the bus stops.

Use of credit cards



Locations accepting credit cards at the Kansai International Airport are A,B,C and D of Airport Bus (Limousine Bus) Information.

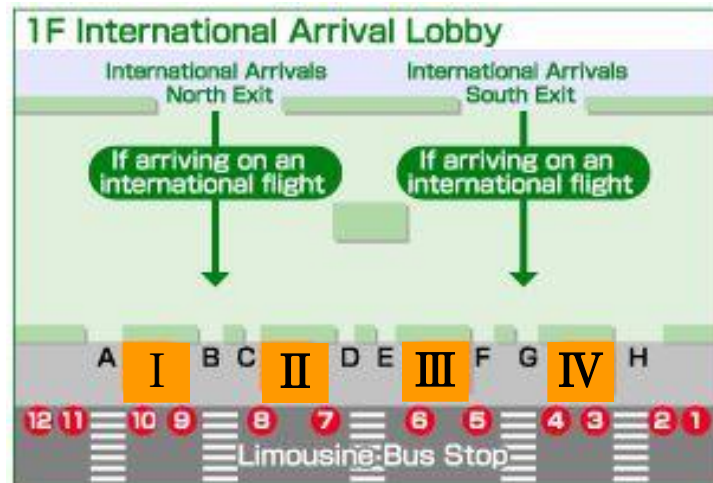
Destination

The destination is **“Kobe-Sannomiya”**. The bus stop is terminal **6**.
 There are 2 routes for Kobe, one is directly heading to Kobe-Sannomiya, another via “Kobe Bay Sheraton Hotel”, but please do not get off the bus before arriving the final stop.

Arriving on an international flight

Airport buses for “Kobe Sannomiya” depart from the bus stop on the 1st floor.

Tickets for bus departing from bus stops [6] is sold at III.



How to purchase bus tickets

1 At the Airport Bus (Limousine Bus) Information Counter which is located in Arrival Lobby, you can obtain information such as departure times, fares and more.

2 If you want to purchase bus tickets by cash, please go directly to the bus stops outside of the terminal building and purchase bus tickets from the vending machine, I, II, III and IV.



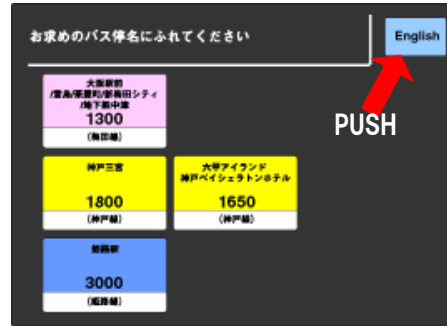
3

How to purchase bus tickets from vending machines

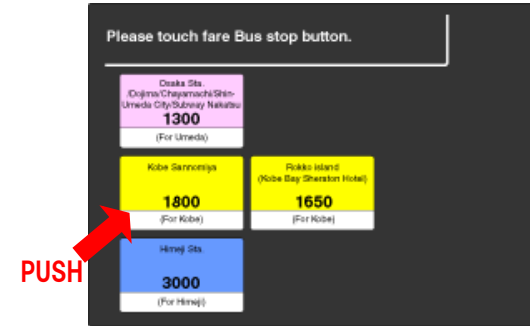
(1) Ticket vending machine



(2) Touch the [ENGLISH] button in the upper right corner of the touch panel.



(3) Touch "Kobe Sannomiya" ¥1,800. 1950 Yen



(4) Press the button showing the number of passenger.



(5) Insert bills and coins for the amount shown on the display. (Change is dispensed automatically.)



(6) Collect your tickets as they are printed.



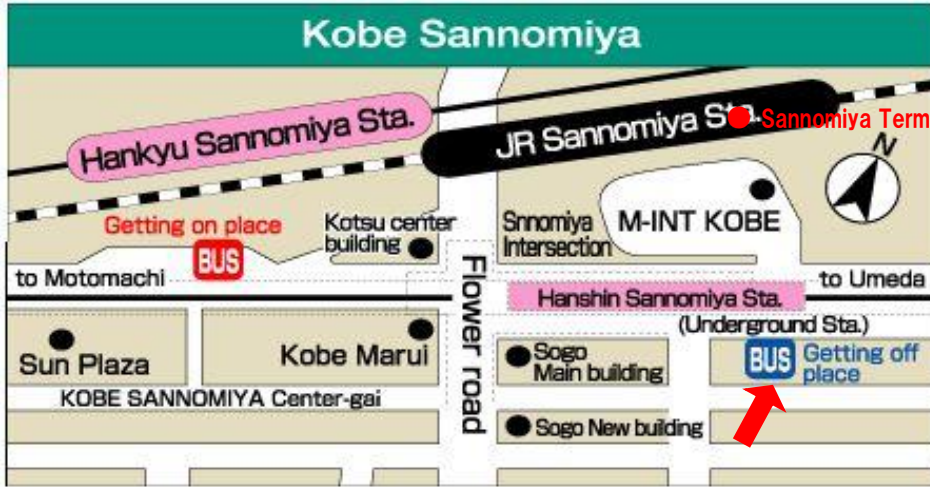
(7) If you have any question, please ask an attendant.



(8) After purchasing your ticket, please wait for your bus at the place signed as "6". Please be at the bus stop about 10 minutes before departure.


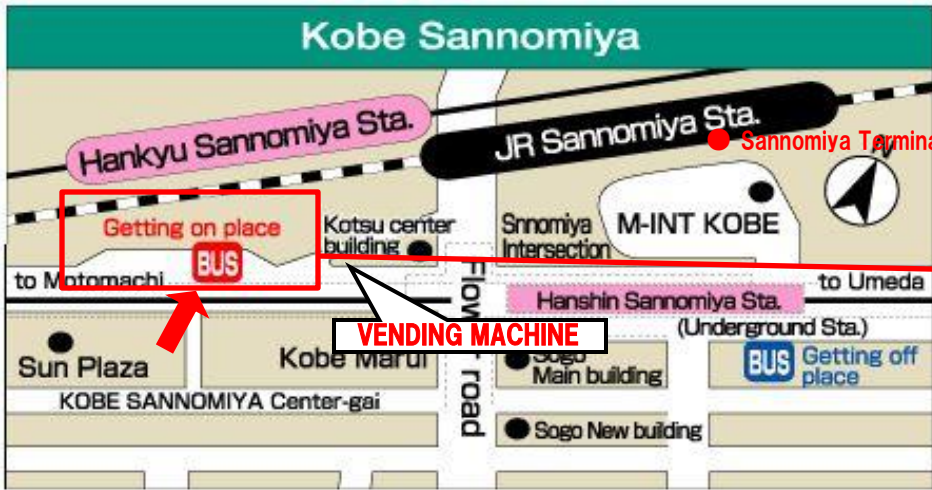


Kobe-Sannomiya Bus Stop Map



Airport Bus (Limousine Bus) for Kansai International Airport


1 The bus stop for Kansai International Airport is very close to “Sannomiya Station”. If you stay at “Sannomiya Terminal Hotel”, You can get there on foot. If you stay any other hotels, please take a taxi to get there.



2 How to purchase bus tickets from vending machines

(1)Vending machines are located right next to the bus stop.

(2)Please insert money and choose the one way ticket to “Kansai International Airport” Please be careful that the Osaka Airport is **NOT** correct destination. The fare is ¥1,950- 1950 Yen



- 3 After purchasing your ticket, please wait for your bus at the place in photo. Please be at your bus stop about 10 minutes before departure.



- 4 Buses stop on the 4th floor, which is the same level of the International Departure Lobby.

